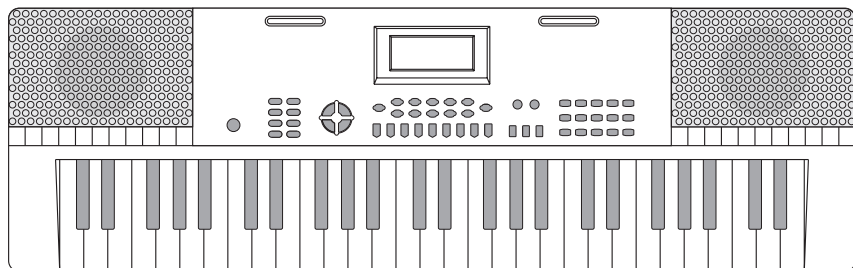


# YM-516

54 keys Multifunctional Electronic Keyboard

## OWNER'S MANUAL



Thank you for purchasing "Yongmei" YM-516 multifunctional electronic keyboard, which is rich in expressiveness, versatile, elegant, easy to learn and use. It is an ideal instrument for beginners, music education and entertainment. In order to make better use of its functions, please read this manual carefully before using.

## Feature functions

- 54 keys piano style keyboard/ LED display
- 300 timbres/ 300 rhythms
- 3 teaching modes/ 30 demos/ 5 panel percussion/ 54 keyboard percussion
- Master volume control/ Accompaniment volume control/ Transposition / Tempo/ Chord volume control
- Sustain/ Vibrato/ Record/ Program/ play
- Sync/ Start/ Stop/ Insert/ Single Finger/ Multi-Finger chord/ Bass chord/ Chord off
- Split/ Metronome/ Demo one/ Demo all/ 3 memory function
- Power/ Mic jack/ Earphone jack/ Audio input

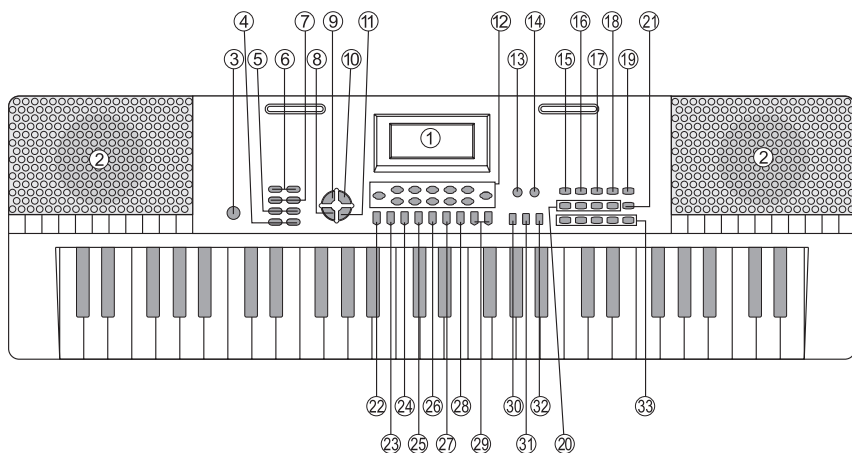
## Precaution

- The specified adapter is only used. Using the wrong adapter may result in instrument damage and overheating. If the A/C adapter cord or the plug becomes frayed or is damaged, there is a sudden loss of sound while the instrument is played and the unusual smells or adapter plug from the outlet, the instrument must be inspected by qualified technician.
- After the power button is pressed, the power of the keyboard is turned off and the plug must be taken off in order to avoid burning the internal parts or arising fire because of long connection with the power.
- The plastic packing bag must be kept in a safe place in order to avoid the suffocation when a kid amuses itself by putting its head into it.
- The keyboard surface should be kept clean to avoid the eye winkers into the instrument through the small openings of the switch or gaps between the keys. cleaning the appearance of the keyboard with soft cloth is necessary at fixed time and the keyboard is kept away from water vapor.
- The instrument must not be exposed in the strong sunlight for a long time.
- The keyboard must be put in a dry place when it is not used. Strong vibration or collision is forbidden in order to avoid the damage of the frame or the internal parts.
- The instrument must be kept away from the acidity or alkaline places and it is forbidden to play the instrument under the eroding gas circumstance in order to prevent poor contact from circuitry oxidation.
- The electronic keyboard is a precise instrument, any modification may result in malfunction. Once the failure happens, the keyboard must be taken to a professional after-sale service department or experienced technicians for maintenance. It is forbidden to dismantle or assemble the components inside the keyboard at will.

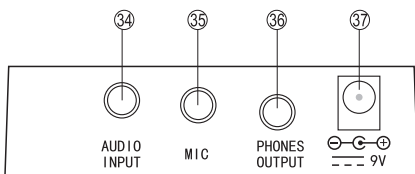
## Instructions for panel control and external jack

### ● Panel control button

- |                        |                        |
|------------------------|------------------------|
| 1)LED display          | 18)Vibrato             |
| 2)Speaker              | 19)Metronome           |
| 3)Power on/off         | 20)3 memory function   |
| 4)Tempo                | 21)Percussion          |
| 5)Chord volume         | 22)Start/Stop          |
| 6)Master volume        | 23)Single finger chord |
| 7)Accompaniment volume | 24)Multi-finger chord  |
| 8)Program              | 25)Transpose           |
| 9)Record               | 26)Bass chord          |
| 10)Play                | 27)Sync                |
| 11)Split               | 28)Fill in             |
| 12)Numeric panel       | 29)Transpose           |
| 13)Timbres             | 30)Teaching mode 1     |
| 14)Rhythms             | 31)Teaching mode 2     |
| 15)Demo one            | 32)Teaching mode 3     |
| 16)Demo all            | 33)5 panel percussion  |
| 17)Sustain             |                        |



## ● Backside external jack



- 34) Audio input
- 35) Mic
- 36) Phone out put
- 37) DC9V

## ● Power supply

### Battery

This keyboard use 6 piece AA battery. Battery jar is in the backside of the keyboard. Please make sure the battery are right putted inside. When the battery power runs out , the keyboard will not pronounce or the tone will be distorted. Please replace a new set of batteries. Please remove batteries when no using for a long time.

### AC adapter

You must use the adapter packed with this keyboard. Please note that the input voltage must be the same as the mains voltage when using the power adapter! ! Unplug the AC plug when you are not using the keyboard.

## ● External jack use

**MIC:** Insert the microphone plug into the MIC jack to sing.

**Audio input:** This keyboard has stereo audio input function, which support audio signals playing from mobile phones, MP3 music players, and computers input to the keyboard.

First turn off the power, then connect the audio device and AUDO INPUT jack by audio cable, and then turn on the power.

**Phone output:** Insert the earphone plug into the PHONES OUTPUT Jack to avoid affecting others during personal practice.

## Unctional operation

Pressing the [Power] switch, the LED screen will illuminate and the keyboard is on working.

### 1. Basic performance

#### Volume control

Master volume control: 8 levels in total. The default volume is level 4. Pressing [+] [-] to adjust.

Accompaniment volume: 8 levels in total. Pressing [+] [-] to adjust the percussion volume.

Pressing the [+] and [-] button of the corresponding volume at the same time for about 2 seconds, and the corresponding volume will restore the default value.

#### Timbres selection

There are 300 timbres in total. Pressing [Timbres] button to enter timbres selection mode, and LED screen will display the status. Choose the timbre you need by numeric panel or {+}{-}. Keep pressing {+}{-} button can speed up the selection.

Under chord function status, the left 19 keys are chord sounds, instead of the corresponding scale keys

#### Panel percussion

Directly pressing one of the percussion on the panel will emit the corresponding drum sound

### 2. Rhythms selection

There are 300 rhythms in total. Pressing [Rhythms] button to enter rhythms selection mode, and choose the rhythms you need by numeric panel. In the rhythm state, you can reselect by numeric panel and the rhythm will automatically start playing. Pressing [Start/Stop] button to stop.

Accompaniment selection: It can be divided into single-finger chord and multi-finger chord. Without rhythm playing, the chord will be manual chord playing. With rhythm playing, the chord will be automatic chord of the corresponding rhythm.

1). Single-finger chord: Pressing [Single finger] button to turn on/off.

See below single finger chord playing:

Major triad: Root playing

Minor triad: Pressing root and one black key on its left at the same time

Dominant 7th: Pressing root and one white key on its left at the same time

Minor seventh chord: Pressing root and one white key and one black key on its left at the same time

2). Multi-fingered chord: Pressing [Multi finger] button to turn on/off.

See below single finger chord playing:

Chord types	Chord Fingering
C	1, 3, 5
Cm	1, b3, 5
C7	1, 3, ( 5 ), b7
Cm7	1, b3, ( 5 ), b7

Note: ( ) means support for simplified identification fingering types.

Under rhythm playing mode, turn on single finger or multi-finger chord, and the corresponding accompaniment will be added automatically when playing chord. Turn off single finger or multi finger or chord off, the accompaniment will stop, but the rhythm will continue.

If pressing [Chord off] button, chord functions or accompaniment are off. All keys will back to normal.

### 3. Automatic accompaniment control

#### Fill in

Under rhythm playing, pressing [Fill in] button to insert a interlude. Keep pressing [Insert] button can replay this interlude.

#### Sync

Pressing [Sync] button to enter sync function. The automatic rhythm or accompaniment starts when pressing keys in accompaniment area first time. Pressing this key during the rhythm will stop the rhythm and enter the synchronization state.

#### Tempo

The system default temp is 120. Pressing [+][-] to adjust. [Tempo] button is effective for demos and rhythms. Pressing [+][-]at the same time will back to the default speed.

### 4. Effect control

#### Sustain and Vibrato

Sustain: automatic extension of the end of a note played. Pressing {Sustain}button to turn on/off sustain function.

Vibrato: the pitch of a note quivers in a small range. Pressing {Vibrato}button to turn on/off vibrato function.

#### Transpose

Pressing [Transpose +] or [Transpose -] to adjust, which the entire keyboard pitch change in semitones. The adjustment range is between "+6" and "6. Pressing [Transpose +] and [Transpose -] will be back to normal.

#### Record

Maximum 45 notes.

Pressing [Record] button to enter the recording mode. Under recording mode,

pressing keys to record notes. Chord and percussion cannot be recorded when full and notes recorded will not be affected. After you stop recording, press the [Play] button to play the recorded notes one by one. Press [Play] again to stop playback. New recording can be continued while playback is stopped.

Pressing [Play] button to play recorded notes successively. Pressing again to stop.

Under recording mode, pressing [Record] or [Stop] button to exit recording function.

### **Rhythm programming**

Edit up to 32 percussion. Pressing [Program] to enter the rhythm programming mode, and LED screen displays status. In the programming mode, pressing the key to arrange the corresponding drum sound into the keyboard. Please note that only one drum sound can be edited at the same time. The percussion on the input panel is converted into an empty shot at a time. When full programming, the LED will display [full] for about 3 seconds, then the keyboard will exit the percussion status.

In the programming mode, pressing [Program] to exit, LED screen displays status. In the programming mode, pressing [Play] to play the programmed drum sounds in turn, forming a self-edited rhythm. The LED has display. In this mode, you can select different tones to play.

### **Demo**

Demo one: Pressing [Demo one] button to Single tune repeat. Pressing again or [Start/Stop] button to exit.

Demo all: Pressing [Demo all] button to play all demos automatically. Pressing again or [Start/Stop] button to exit.

Under demos playing mode, you can select the corresponding song by numeric panel or [+] [-] numeric panel.

### **Teaching mode**

Pressing [Teach 1], [Teach 2], [Teach 3] button to enter corresponding teaching mode.

Teach 1: No matter what the note you play right or not, the keyboard will still play correctly.

Teach 2: Only the note playing is right, the keyboard will continue, or it will stop until you play right.

Teach 3: The main note will be not played, which similar to the Karaoke function, and the accompaniment will not stop. If no notes played in 3s, the main notes will display.

Pressing any button of teaching mode to exit.

## 300 Timbres

000~015 Primary Color	049 Piano Pad	098 Orchestra Organ
000 Pinao	050~064 Organ Tone	099 Environmental Lead
001 Vibraphone	050 Synth Accordion	100 Glockenspiel Lead
002 Church Organ	051 Bright Accordion	101 Bass Lead
003 Reed Organ	052 Psychedelic Organ	102 Electric Bass Pad
004 Electric Guitar(jazz)	053 Koto Lead	103 Atmosphere Lead
005 Electric Guitar(muted)	054 Light Rhythm Organ	104 Clean Guitar Pad
006 Electric Bass(finger)	055 Synth Organ	105 String Lead
007 Synth Bass 2	056 Rock Organ	106 Sharp Lead
008 Violin	057 Church Organ1	107 Soft Lead
009 Orchestral Harp	058 Church Organ2	108 Atmosphere Pad
010 String Ensemble 1	059 Soprano Organ	109 Sawtooth Lead1
011 Soprano Sax	060 Solw Organ	110 Sawtooth Lead2
012 Clarinet	061 Percussive Organ1	111 Sawtooth Lead3
013 Flute	062 Thick Square	112 Soft Electric Piano
014 Lead 1(square)	063 Light Click Organ	113 Accordion
015 Banjo	064 Stereo Reed Organ	114 Chorus Accordion
016~031 Asian Synthetic Tone	065~097 Science Fiction	115 Mute Guitar
016 Crystal Fx	065 Crystal Xylophone	116 Funk Guitar
017 Rotaryorgan	066 Jazz Organ	117 Jazz Guitar
018 String	067 Bright Clean Guitar	118 Chorus Clean Guitar
019 Sift Crystal	068 Electric Guitar	119 Mellow Drawbar Organ
020 Koto Fx	069 Rhythm Guitar	120 Mellow Guitar
021 Reedorgan	070 Heavy Metal Guitar	121 60 Drawbar Organ
022 Drawbar Organ Detuned	071 Pick Guitar	122 New Age
023 Drawbar Organ Stereo	072 Psychedelic Guitar	123 Warm
024 Digital Piano	073 Magic Guitar	124 Polysynth
025 The Strings	074 Crystal String	125 Halo
026 Sweet Harmonica	075 Electric Guitar(muted)	126 Rain
027 Synth Strings	076 Electronic Pad	127 Soundtrack
028 Choir Aahs	077 Electronic Dance Pad	128 Percussion
029 Square Lead	078 Metal Sci-fi Pad	129 Church Organ
030 Atmosphere	079 Sci-fi Pad	130 For The Keyboard
031 Sinmarimba	080 Electronic Fx	131 Church Piano
032~049 Crystal Tone	081 Clean Shamisen	132 Piano Pad
032 Bright Crystal	082 Lyric Organ	133 Electric Guitar
033 Lyric Crysta	083 Synth Shanai	134 Light Rhythm Piano
034 Reed Organ	084 Synth Kalimba	135 Synthesis Nylon Guitar
035 Electronic Crystal	085 Crystal Kalimba	136 Guitar Organ
036 Sweet Crystal	086 Synth Kalimba	137 Electric Piano Pad
037 Psychedelic Synth Lead	087 Baritone Kalimba	138 Bright Violin
038 Goblins	088 Magic Shanai	139 Psychedelic Organ
039 Psychedelic Electronic	089 Magic Square	140 Electronic Bagpipe
040 Electronic Organ	090 Electronic String	141 Wind Bagpipe
041 Clean Piano	091 Lyric Electronic	142 Double Kalimba
042 Magic Electronic	092 Diplophonia Square	143 Fifths Lead
043 Guitar Organ	093 Electronic Dance Guitar	144~175 Rhythm And Tone
044 Electric Piano Pad	094 Interactive Lead	144 Western Pad
045 Crystal Guitar	095 Aluminium Jean	145 Wind Bagpipe
046 Pick Organ	096 Brightsitar	146 High Bagpipe
047 Metal Piano	097 DiplophoniaKote	147 Bright Guita
048 Metal Crystal	098~143 The Bed Pad	148 (Bass+Lead)



## 300 Timbres

- |                          |                              |                                 |
|--------------------------|------------------------------|---------------------------------|
| 149 Water Jean           | 199 Distortion Gtr           | 250 Synth Electric 1            |
| 150 Rock Electric Bass   | 200 Pickbass                 | 251 Synth Electric 2            |
| 151 Rhythm Electric Bass | 201 Folk Shtring             | 252 Synth Electric3             |
| 152 Psychedelic Bass     | 202 Fretless                 | 253 Synth Crystal               |
| 153 Atonic Violin        | 203 Folk Harmonica           | 254 Synth Vib                   |
| 154 Muted Bass           | 204 English Horn             | 255 Stereo Marimba              |
| 155 Bass Pad             | 205 Synthbass1               | 256~272 Effect Guitar           |
| 156 Chord Piano          | 206 Synthbass2               | 256 Stero Muted Gtr             |
| 157 Synth Brass          | 207 Synthbass3               | 257 Stero Organ                 |
| 158 Chorus Guitar        | 208 Crystal Gtr              | 258 An Electric Guitar          |
| 159 Santur               | 209 Jazzorgan1               | 259 Bright Clean Guitar         |
| 160 Purpleorg            | 210 Country Harmonica        | 260 Harpsichord                 |
| 161 Clickorgan           | 211 Honkytonk                | 261 Guitar Organ                |
| 162 Brightdraw           | 212 Honky Gtr                | 262 Velocity Piano              |
| 163 Hypertines           | 213 Custom Guitar            | 263 Pick Bass1                  |
| 164 Funkep               | 214 Santur                   | 264 Pick Bass2                  |
| 165 CoolGalaxyep         | 215 12 String Gtr            | 265 Psychedelic Synth Strings   |
| 166 Theaterorgan         | 216 Jazz Boy                 | 266 Metallic Crystal            |
| 167 Clavi                | 217 Mute Gtr1                | 267 Psychedelic Synth Lead      |
| 168 Venasi Ep            | 218 Detuned Strings          | 268 Vibraphone Synth Lead       |
| 169 Harpsichord          | 219 Detuned Harmonica        | 269 Crystal Fx                  |
| 170 Tremolostrs          | 220 Detune Nylontr           | 270 Synth Shamisen              |
| 171 Slowstrings          | 221 Mute Gtr2                | 271 Electronic Shamisen         |
| 172 Synstrings1          | 222 Velocity Gtr             | 272 Clean Guitar Pad            |
| 173 Pizzstrings          | 223 Steel Gtr1               | 273~299 Electronic Symphony     |
| 174 Chamberstrs          | 224 Steel Gtr2               | 273 Orchestra Lead              |
| 175 Stringensemble       | 225 Tango Accordion          | 274 Glockenspiel Lead           |
| 176~191 New Century      | 226 Detune Accordion         | 275 Atmosphere Lead             |
| 176 Synth Strings 1      | 227 Detuned Steel Gtr        | 276 Fifths Lead                 |
| 177 New Century Organ    | 228 Velocity Steel Gtr       | 277 Double Celesta              |
| 178 Traditionalaccordion | 229 Velocity Steel Gtrfx     | 278 Double Xylophone            |
| 179 Synth Strings 2      | 230 Velocity Pedal Steel Gtr | 279 Crystal Xylophone           |
| 180 12'sstringsguitar    | 231 Chorus Steel Gtr         | 280 Resonant Gtr                |
| 181 Pipeorgan            | 232 Mellow Gtr               | 281 Sweet Reed Organ            |
| 182 Lead1(charang)       | 233 Legato Strings           | 282 Slow Harpsichord            |
| 183 Lead2(fifths)        | 234 Mellow Harmonica         | 283 Bass Marimba                |
| 184 Synth Pad            | 235 Clean Harmonica          | 284 Celesta                     |
| 185 Lead3(Bass+Lead)     | 236 Clean Jazz Gtr           | 285 Glocken 1                   |
| 186 Cp80                 | 237 Detuned Jazz Gtr         | 286 Tubular-bell                |
| 187 Lead 4(Chiff Lead)   | 238 Velocity Jazz Gtr        | 287 Overdrivenguitar            |
| 188 Pad 5(Bowed)         | 239 Crystal Piano            | 288 Classical Celesta           |
| 189 Lead 6(Caliope Lead) | 240~255 Electronic           | 289 Classical Organ             |
| 190 Sine Solo1           | Synthetic Tone               | 290 Fullstrings                 |
| 191 Sine Solo2           | 240 Crystal Music            | 291 Bauble Lead                 |
| 192~239 National         | 241 Synth Organ              | 292 Aggradevole Gtr             |
| Synthetic Tone           | 242 Synth Bass               | 293 Slan Bass 1                 |
| 192 Folkguitar           | 243 Light Rhythm Bass        | 294 Slan Bass 2                 |
| 193 Classic Organ        | 244 Bringht Bass             | 295 Overdriven Gtr1             |
| 194 Fingerbass           | 245 Synth Marimba            | 296 Overdriven Gtr2             |
| 195 Aco.bass             | 246 Electric Guitar Pad      | 297 Overdriven Electric Strings |
| 196 Clean Bass           | 247 Distortion Guitar Pad    | 298 Slow Harmonic               |
| 197 Banjo                | 248 Melody Guitar            | 299 Soft Clarinet               |
| 198 Octavegtr            | 249 New Strings              |                                 |

## 300 Rhythms

000 Mambo	051 Viennese Waltz	101 Kraut Rock
001 16-Beat	052 Polish Waltz	102 Country Rock
002 Waltz	053 French Waltz	103 Indie Rock
003 Rhumba	054 Jazz Waltz1	104~117 Slowrock
004 Reggae	055 Jazz Waltz2	104 Rock abilly
005 Rock	056 Christmas Waltz	105 50's Rock
006 Slow-Rock	057 Pop Waltz	106 Britpop
007 Bossanova	058 Rock Waltz	107 Hard Rock
008 Disco	059 Elegant Waltz	108 Ballad-Rock
009 Tango	060 Country Waltz	109 Soft Rock
010 Country	061 Modern Waltz	110 60's Rock
011 Popse	062~075 Rhumba	111 Electronic Music 16-Beat
012 Beguine	062 Europe Rhumba	112 Figure British Rock
013 Lation	063 Hard Rhumba	113 Lively Rock
014 March-Polka	064 Mix Reggae	114 Rock Ballad 1
015 Samba	065 Lieder Rhumba	115 Rock Ballad 2
016 Swing	066 Jazz Rhumba	116 Classical Mix Rock
017 8-Beat	067 Lieder Bossanova	117 Country Slow Rock
018 Cha Cha	068 Slow Rhumba	118~131 Bossanova
019 Salsa	069 Mix Rhumba	118 Country Punk
020-033 Manbo	070 Lieder Country	119 Mix Hip Hop
020 Brazil Mambo	071 Hard Popse	120 Pop House
021 Pop 8-Beat	072 Mix Beguine	121 Hard Electronic Music
022 Pop Mambo	073 Jazz Lation	122 Soft Bossanova
023 Smooth Country	074 Ballad-Rhumba	123 Punk Cha Cha
024 Pop Reggae	075 Fusion Rhumba	124 Heavy Metal 16-Beat
025 Lieder Mambo	076~089 Reggae	125 Trip-Hop 16-Beat
026 Hard 8-Beat	076 Hard Swing	126 Gangsta Rap
027 Country Bossanova	077 Lieder 8-Beat	127 Figure Electronic Music
028 Hard Mambo	078 Hard House	128 Slow-16-Beat
029 Bluegrass Tango	079 Bluegrass Salsa	129 16beat Shuffle1
030 Country South Country	080 Smooth Mambo	130 Rock Lation
031 Lieder Popse	081 Blues 16-Beat	131 Fusion
032 Bluegrass Beguine	082 Modern Popse	132~145 Disco
033 Rock Lation	083 Reggae 1	132 Modern Disco
034` 047 16beat 16	084 Reggae 2	133 Lieder Disco
034 Slow March-Polka	085 Blues Reggae	134 Merengue
035 Europe Samba	086 Mix Punk	135 Jazz Disco
036 Jazz Swing	087 Lieder Punk	136 Schlager
037 Pop 16-Beat	088 Trip-Hop	137 Dance Schlager
038 Country Popse	089 Classical Soul	138 Straight Rock
039 Pattern Salsa	090~103 Rock	139 Rap Pop
040 Mix 16-Beat	090 Classical Rock	140 Latin Fusion
041 Lieder 16-Beat	091 Pub Rock	141 Bolero
042 Hard 16-Beat	092 Rap-Rock	142 Trance
043 Pop Rhumba	093 Detroit Rock	143 German March
044 Jazz Reggae	094 Hard Rock	144 Disco Soul
045 Punk 16-Beat	095 Instrumental Rock	145 Pop Disco
046 Mix Rock	096 Space Rock	146~159 Tango
047 Pattern Bossanova	097 Glam Rock	146 Polka Fox
048~061 Waltz	098 Modern Rock	147 Bachata
048 Classical Waltz	099 Aussie Rock	148 Russian Chanson1
049 Lieder Waltz	100 Piano Rock & Roll	149 Russian Chanson 2

## 300 Rhythms

- |                       |                               |                        |
|-----------------------|-------------------------------|------------------------|
| 150 Modern Tango      | 200 Folk Dance                | 250 Single Swing       |
| 151 Argentine Cumbia  | 201 Lyric Latin               | 251 Grindcore          |
| 152 Punta             | 202~215 Latin                 | 252 Hair Metal         |
| 153 Cuba Tango        | 202 German March              | 253 L.A. Punk          |
| 154 Brazil Tango      | 203 Modern House              | 254 New Wave           |
| 155 Boogie-Woogie     | 204 Reggae 2                  | 255 Hardcore Punk      |
| 156 Techno Pop        | 205 Soft Lation               | 256 Hardcore Rap       |
| 157 Techno            | 206 Bigband                   | 257 House              |
| 158 Jazz Tango        | 207 Ballad                    | 258~271 8beats 8       |
| 159 Shuffle Rock1     | 208 Marchspeed                | 258 Blues 8-Beat       |
| 160~173 Country       | 209 Pop Ballad1               | 259 Guitar 8 Beat      |
| 160 Shuffle Rock 2    | 210 Pop Ballad 2              | 260 8 Bear Pop         |
| 161 Pop Polka         | 211 Ragtime                   | 261 Modern8 Beat       |
| 162 Oldies Ballad     | 212 New Orlns R&r             | 262 Heavy Metal 8-Beat |
| 163 Bluegrass         | 213 India-West-Reggae         | 263 Madchester         |
| 164 Oldies 8 Beat     | 214 Con Brio Rock             | 264 Merseybeat         |
| 165 Broadway          | 215 Acid Jazz                 | 265 Political Folk     |
| 166 16 Beat Ballad    | 216~229 March-Polpa           | 266 Hip Hop            |
| 167 Hawaiian          | 216 Big Band March-Polka      | 267 Progressive House  |
| 168 Blues Ballad      | 217 Adult Contemporary        | 268 New Romantic       |
| 169 Classical Country | 218 Alternative Dance         | 269 Mellow 8 Beat      |
| 170 House             | 219 Alternative Metal         | 270 Progressive Metal  |
| 171 Banda             | 220 Alternative Rap           | 271 Proto-punk         |
| 172 Country Shuffle1  | 221 American Punk             | 272~285 Cha-Cha        |
| 173 Country Shuffle2  | 222 American Trad Rock        | 272 New York Punk      |
| 174~187 Pops          | 223 Big Beat                  | 273 Psychedelic        |
| 174 Salsa             | 224 Con Brio Samba            | 274 Lieder Cha Cha     |
| 175 Mix Pop Rock      | 225 Britpop                   | 275 Indie Pop          |
| 176 Shuffle Boogie    | 226 British Blues             | 276 Rap-metal          |
| 177 Twist             | 227 British Psychedelia       | 277 Political Reggae   |
| 178 Jazz March-Polka  | 228 British Metal             | 278 Brazil Cha Cha     |
| 179 Malfoof           | 229 British Trad Rock         | 279 Rave               |
| 180 Swing Lation      | 230~243 Samba                 | 280 Hard Cha Cha       |
| 181 Modern Jazz       | 230 Arena Rock                | 281 Speed Metal        |
| 182 Pops              | 231 Brazil Samba              | 282 Modern Cha Cha     |
| 183 Slow Big Band     | 232 Jazz Samba                | 283 Sunshine Pop       |
| 184 Funk 8 Beat       | 233 College Rock              | 284 Swedish Pop        |
| 185 Quickstep         | 234 Comedy Rock               | 285 Ep Ballad 1        |
| 186 Stride Piano      | 235 Contemporary Celtic       | 286~299 Salsa          |
| 187 Bolivia Mambo     | 236 Contemporary Instrumental | 286 Stoner Metal       |
| 188~201 Beguine       | 237 Dark Ambient              | 287 Power Metal        |
| 188 Variety Mambo     | 238 Death Metal/black Metal   | 288 East Coast Rap     |
| 189 Latin House       | 239 Doom Metal                | 289 Soft Salsa         |
| 190 Ballads Beguine   | 240 Dream Pop                 | 290 Slow Ballad        |
| 191 Classical Beguine | 241 Passionate Samba          | 291 Jazz Combo 2       |
| 192 Variety Reggae    | 242 Experimental              | 292 Jazz Combo 3       |
| 193 Acid Rock         | 243 Experimental Jungle       | 293 Roots Reggae       |
| 194 Hard March-polka  | 244~257 Swing                 | 294 Slow 16 Beat       |
| 195 Pasillo           | 244 Funk Metal                | 295 16 Beat Shuffle 2  |
| 196 Beguine1          | 245 Garage Punk               | 296 Lieder Salsa       |
| 197 Beguine 2         | 246 Jazz Swing                | 297 Caucasian          |
| 198 Jive              | 247 Glitch                    | 298 Fast Gospel        |
| 199 Soul Ballad       | 248 Goth Metal                | 299 Slow Gospel        |
|                       | 249 Goth Rock                 |                        |

### 30 Demos

<b>【00】</b>	Jasmine Flower	<b>【15】</b>	Prelude In G Major
<b>【01】</b>	Love Song	<b>【16】</b>	Midnight Express
<b>【02】</b>	Grandma's Penghu Bay	<b>【17】</b>	Prelude Of Vera Roberts
<b>【03】</b>	A Beautiful Sunny Day	<b>【18】</b>	City Of Sky
<b>【04】</b>	For Who	<b>【19】</b>	Italy Polka
<b>【05】</b>	A Beautiful Grassland is myhome	<b>【20】</b>	Classical Music Concert
<b>【06】</b>	Country Road	<b>【21】</b>	Serenade-Haydn
<b>【07】</b>	Higher And Higher	<b>【22】</b>	The Swiss Music Box
<b>【08】</b>	Little Apple	<b>【23】</b>	Kathy Carle Etude
<b>【09】</b>	In The Field Of Hope	<b>【24】</b>	Variations On A Theme Of Mozarto
<b>【10】</b>	Doll	<b>【25】</b>	Patrol
<b>【11】</b>	Rhythm Of The Rain	<b>【26】</b>	Garden Of Palace
<b>【12】</b>	Red River Valley	<b>【27】</b>	He Control The Whole World
<b>【13】</b>	Stormy Rain	<b>【28】</b>	State Of Mind
<b>【14】</b>	Happy New Year	<b>【29】</b>	To Alice